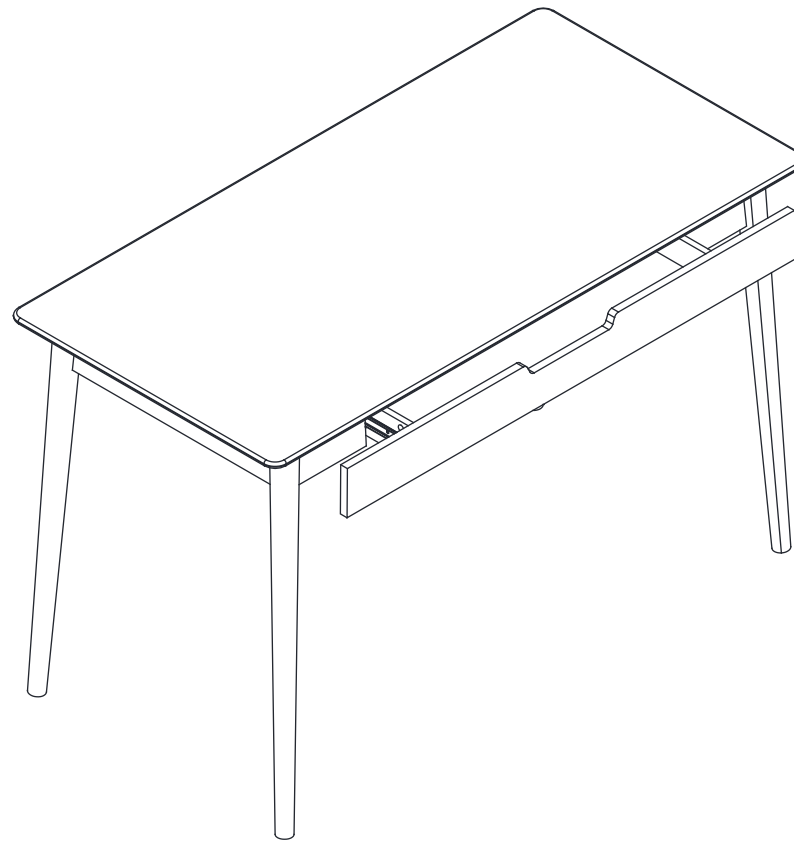




ASSEMBLY INSTRUCTION

INDIANA DESK
OTINDIANA



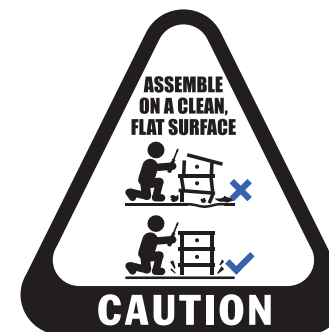
Important
Estimated Assemble Time: 15min



MORE THAN 1 PERSON
IS REQUIRED TO SAFELY
ASSEMBLE THE ITEM



HOTLINE



ASSEMBLE ON A CLEAN,
FLAT SURFACE

Please check you have all hardware components before assembling.

If you are missing any hardware components from the Hardware List please contact My Zone on

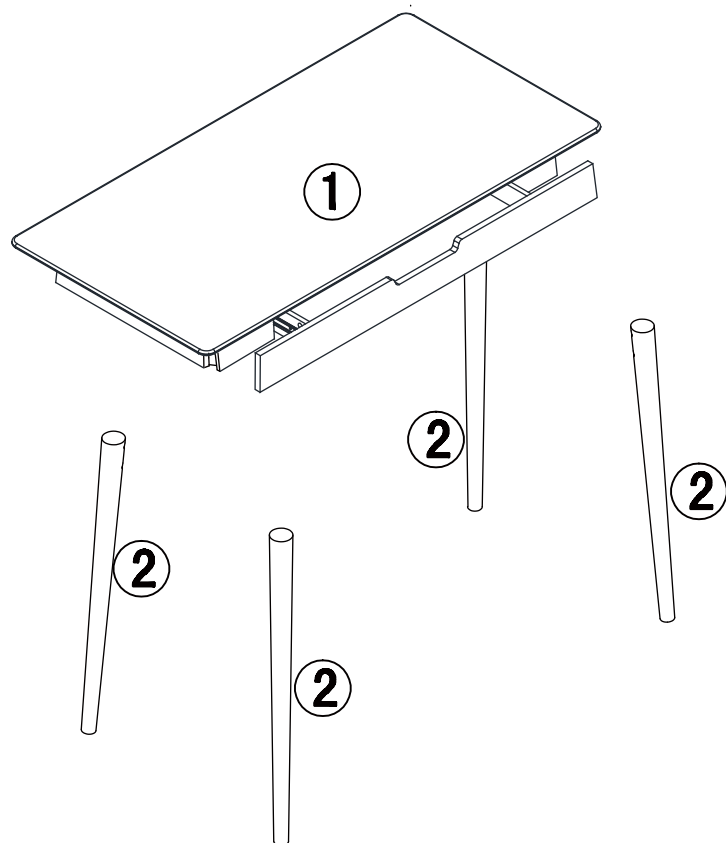
Tel: (03) 9310 3011, or Email: hardware@myzone.net.au

Please ensure you have the name of the item, store purchased from, hardware part required and quantity.

If you are missing any panels from the Panel List please contact your store of purchase.

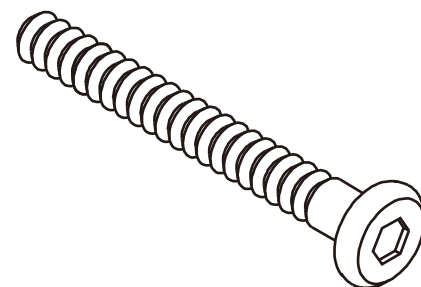
Please retain your receipt to validate warranty. Enjoy your new purchase!

Panel List



Hardware List

A



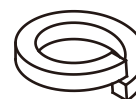
Ø8x60mm
8pcs

B



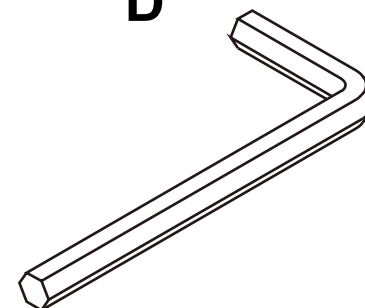
Ø8x22mm
8pcs

C



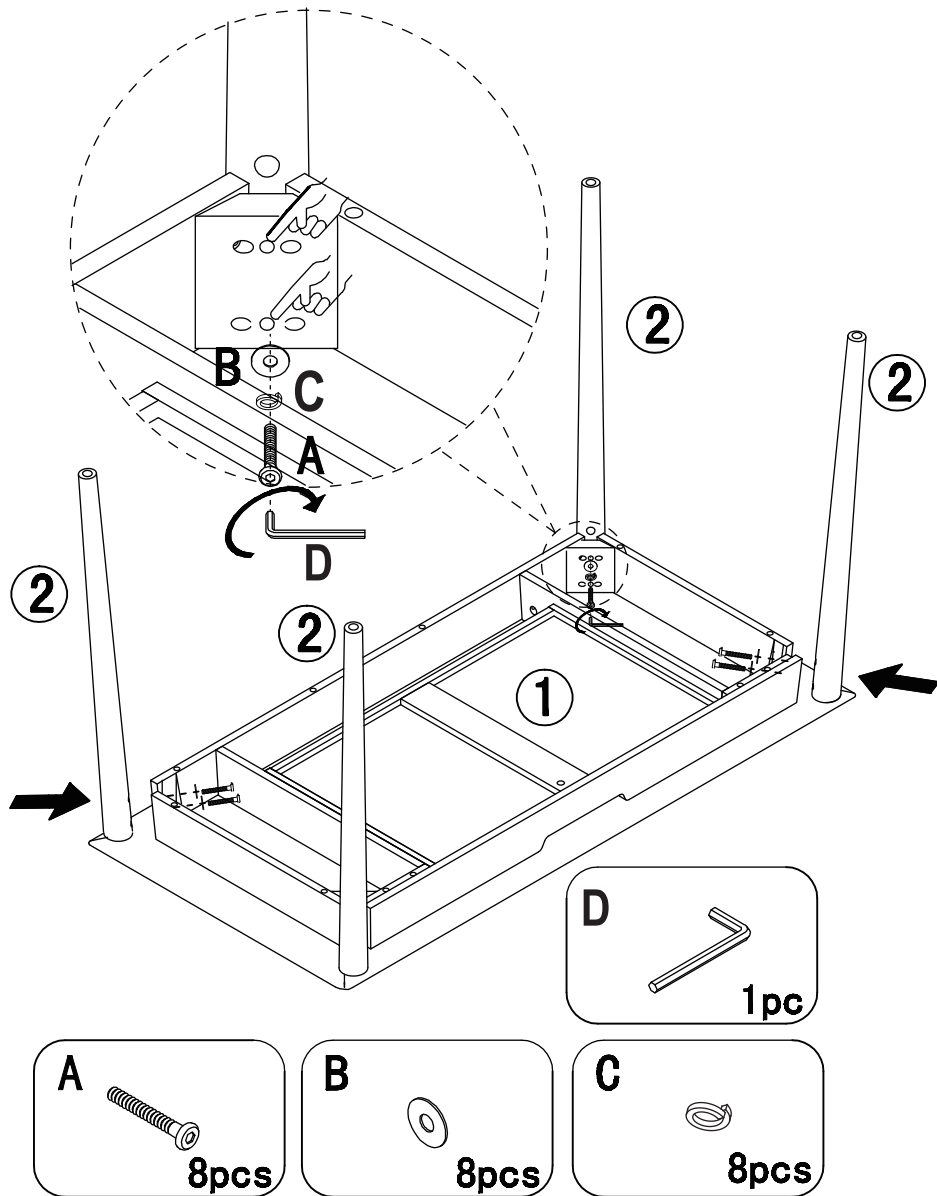
8pcs

D

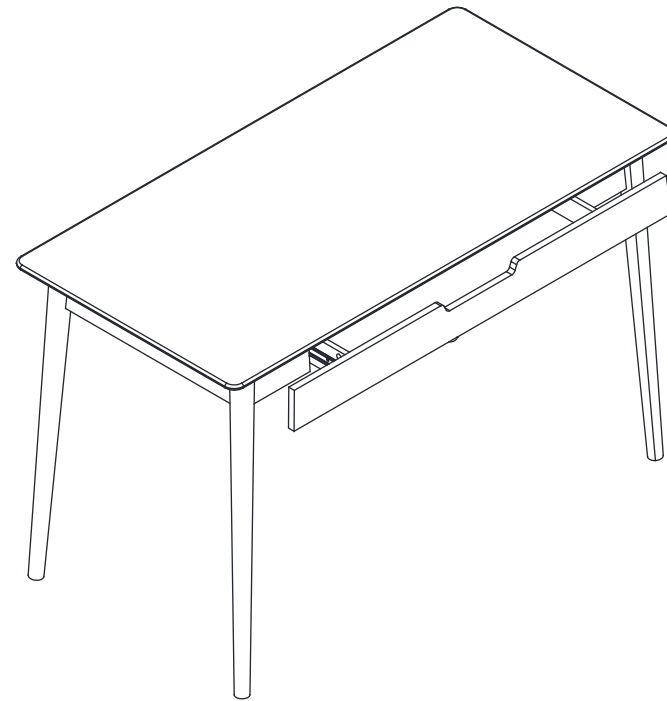


M5
1pc

Step 1



Maximum Load Capacity:
Desk top-40kg
Drawer-5kg



**Your INDIANA DESK
is now complete and ready for use.**

Care Instructions — Wooden furniture

Wooden Furniture

All timber and veneer surfaces will change colour and oxidize over time. New furniture will initially vary in shade from items that have been previously purchased.

Care for wooden furniture

- Avoid placing your wooden furniture in direct sunlight.
- Use coasters, placemats, and tablecloths to protect furniture during use.
- Lift and place items to reduce any sliding friction across furniture surfaces.
- Rotate placement and accessories on the furniture to avoid any permanent marks from forming on the wood.
- Clean furniture regularly with a dampened soft cloth.
- Dry all water spots on the surface with another clean soft cloth to prevent any permanent marks from forming on the wood.
- Dust your wooden furniture regularly to prevent any dirt from accumulating.

Safety instruction

- Exercise care when moving furniture as careless handling may cause injury and damage.
- Never drag furniture. Always lift it.
- Periodically check all fixtures to ensure none have come loose. Re-tighten as and when necessary.
- Incorrect assembly of furniture can be dangerous. Assembly should be carried out by competent persons.
- No liability will be accepted for damage or injury caused by incorrect assembled furniture.

Heavy item warning

Take care and seek assistance when lifting heavy furniture to avoid personal injury and or damage to the product.